











# phoenixzoo

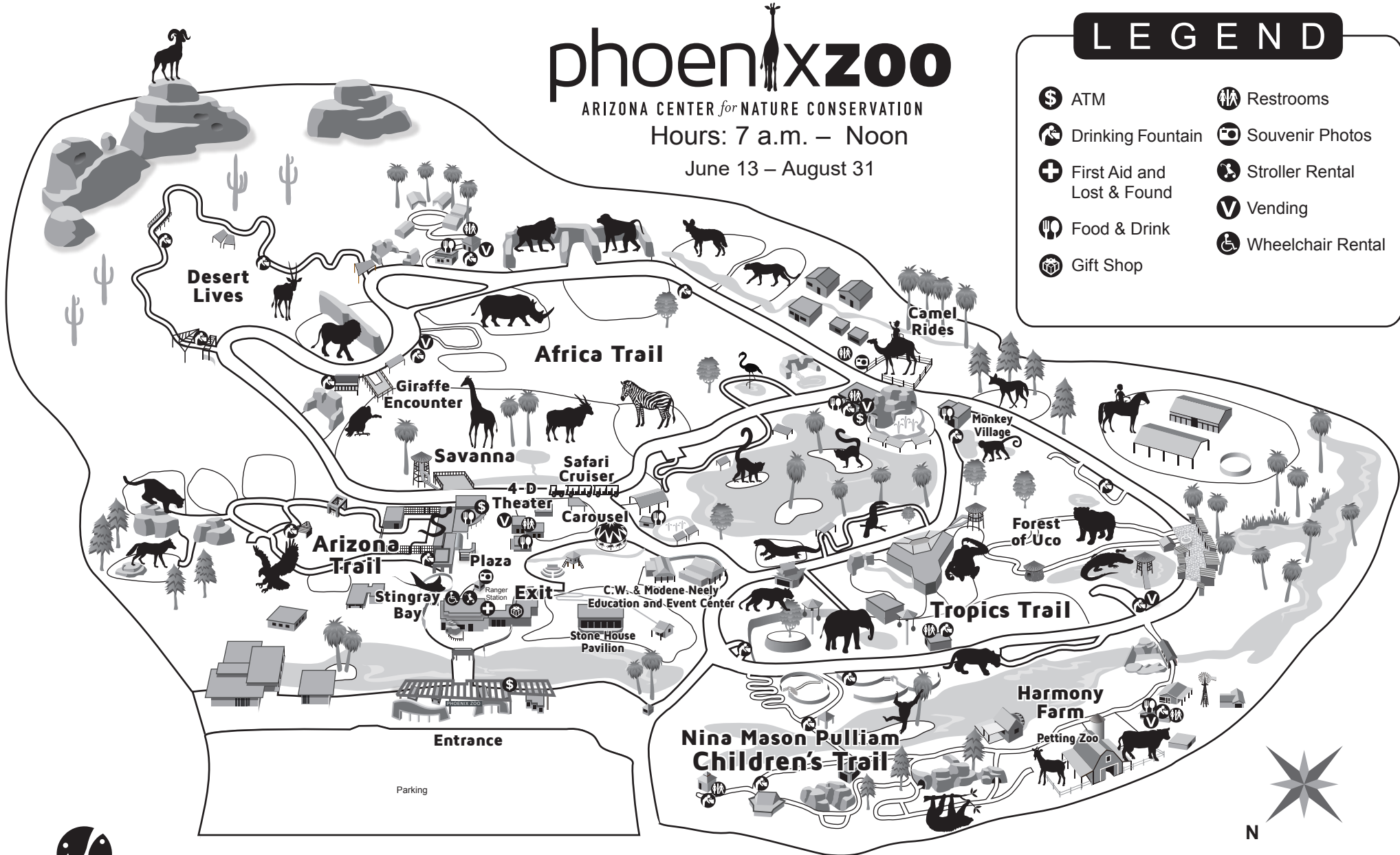
ARIZONA CENTER for NATURE CONSERVATION

Hours: 7 a.m. – Noon

June 13 – August 31

## LEGEND

-  ATM
-  Drinking Fountain
-  First Aid and Lost & Found
-  Food & Drink
-  Gift Shop
-  Restrooms
-  Souvenir Photos
-  Stroller Rental
-  Vending
-  Wheelchair Rental



World Association of Zoos and Aquariums (AZA)  
United for Conservation

ACCREDITED BY THE  
**ASSOCIATION  
OF ZOOS &  
AQUARIUMS**

Please stay on designated paths.

Do not climb on or throw items into habitats.

Concessions, Experiences and Zoo hours may vary.

Animals on view are subject to change without notice.

Do not feed the animals. They receive a healthy, balanced diet from their zookeepers.

Some experiences at the Zoo provide opportunities for direct contact with our collection animals absent a physical barrier. Please be advised that on occasion, some of those animals may be administered dietary items that could be allergens to our guests.



Accessibility information is available at Guest Services or go to "Plan Your Visit" at phoenixzoo.org



Recycle bins are located throughout the Zoo to recycle your plastics, aluminum and paper.



The Phoenix Zoo is a smoke-free facility, including electronic cigarettes.



## Phoenix Zoo Accessibility Information

### Arizona Trail

- Fully paved with mostly flat terrain and multiple locations to rest.
- Two walk-through aviaries that are both wheelchair accessible (though the doors to each are slightly heavier to push than many doors).

### Africa Trail *(Large loop that can be accessed from near the Savanna habitat or from near otter and camel rides)*

- The path leading from the Savanna habitat has an uphill section with little shade.
- We recommend wheelchair users and other individuals with mobility concerns to begin the Africa Trail from the camel rides.

### Desert Lives *(Loop trail with viewing of the Arabian oryx and desert bighorn)*

- Two separate points to enter or exit
- In between the entrance/exit points are Aldabra tortoise, hyenas, African lions, several small bird habitats and the Giraffe Encounter.
- Please keep in mind that you may need to double-back to see these habitats if you take the Desert Lives Trail.
- Non-paved pathway with multiple steep hills. Though there are spots to rest along the trail, there is limited shade.

### Tropics Trail *(Large loop with multiple side trails and access to the Nina Mason Pulliam Children's Trail)*

- The entire main loop is paved with asphalt.
- There are two short uphill climbs:
  - One begins near the Komodo dragon habitat heading toward the Isle of the Tiger.
  - One starts at the Forest of Uco and heading toward the Wetlands.
- The Tropics Trail is the shadiest trail in the Zoo with multiple points to rest and a few cooler exhibit areas.

### Tropical Flights *(Loop trail with two locations for entry and exit, they are fairly close together)*

- Heavily shaded, paved, flat trail with multiple bird habitats and a walk-through aviary.
- The aviary is wheelchair accessible, though it's a small space and may feel crowded on a very busy day.

### Orangutan Bilik

- Indoor, air-conditioned viewing space at the orangutan habitat.
- Benches inside for resting and both outdoor yards can easily be viewed.

### Forest of Uco

- Non-paved loop with multiple viewing spots for the Andean bears along with several monkey and bird habitats.
- Brief uphill climb that starts past the first Andean bear viewing location which can be avoided by entering the trail from near the invertebrate habitats.
- The path is narrow and can be very crowded on busy days.

### Nina Mason Pulliam Children's Trail

- Two access points:
  - One via the historic covered bridge near the Wetlands and Galapagos tortoise habitat.
  - One from the topside of the site of the future amphitheater. Entrance is a paved, downhill path, designed to be wheelchair friendly, it has multiple curves and switchbacks that individuals with mobility concerns should be aware of. The covered bridge pathway is not recommended for wheelchair users.
- Pathway is paved with two short, steep hills:
  - One from the emu exhibit heading toward the playground.
  - One from the warty pig habitat heading toward "Feel the Difference".